

NATIONALMUSEUM 

# Hur röntgar man en Rembrandt?

Målerikonservator Rickard Becklén



Röntgenveckan i Örebro, torsdag den 23 september 2010. kl 8.30-10.00



NATIONALMUSEUM 

Govaert Flinck 

Jan Lievens    Jacob Jordaens

Jacob Jordaens    Rembrandt



NATIONALMUSEUM 


Jan Lievens    Jacob Jordaens

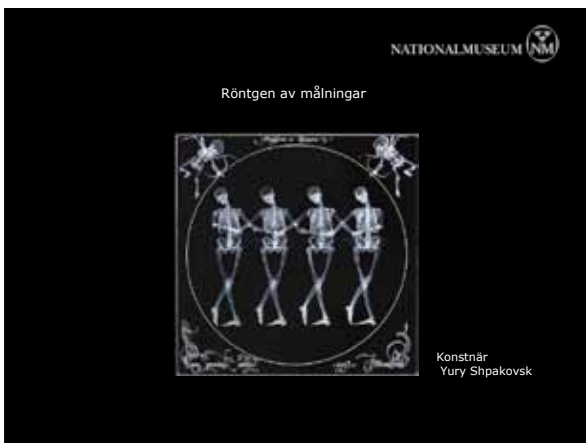
Jacob Jordaens    Juriaen Ovens




Var är resten av duken? 




Rembrandts centrala motiv 










NATIONALMUSEUM NM

Datorstödd trådräkning av duk från röntgenbilder




Duk i röntgen

Vincent van Gogh

Dukarna har samma struktur

Dukarnas placering på rullen

NATIONALMUSEUM NM



1630 Nationalmuseum

1665 Kenwood House London